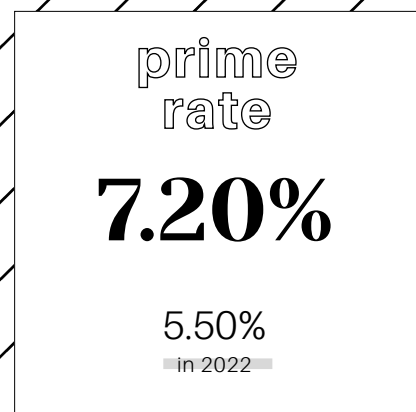
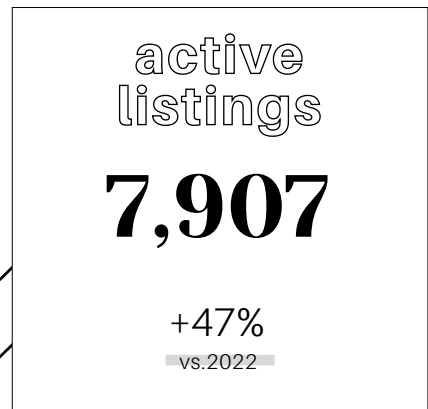
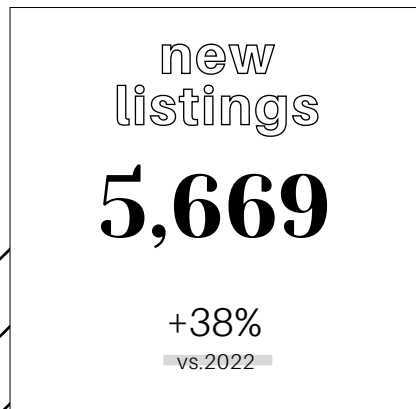
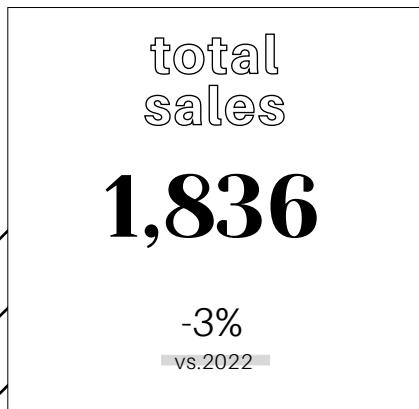


# the numbers

city of toronto [october 2023]



the average price of **all sales** in Toronto was **\$1,127,635**

+3%  
vs.2022

detached



\$1,718,440

+7%

vs.2022

semi-detached



\$1,278,347

+5%

vs.2022

townhouse



\$1,017,094

+1%

vs.2022

condo



\$729,160

-2%

vs.2022

Sutton  
**old  
mill**

# the numbers

city of toronto [october 2023]

## + 'the numbers' for October are in!

Lack of affordability and uncertainty of interest rate decisions remained barriers for many would-be home buyers in Toronto. As a result, sales edged slightly lower, vs. October 2022. Yet, robust population growth and a resilient regional economy generated enough competition to increase the overall selling prices by 3% when compared to last year.

Similar to last month, the dynamics varied within the housing market segments. Average selling prices for detached homes rose by an impressive 7%, semi-detached homes saw a 5% increase, while townhomes experienced a 1% uptick. In contrast, the condo market segment witnessed a 2% decline compared to October 2022.

Looking ahead, there is a consensus that once borrowing rates start trending lower, demand will likely return to the market. Based on the most recent Bank of Canada announcement, this shift may occur around mid-2024.

curious about more stats? visit [suttonoldmill.com/blog](https://suttonoldmill.com/blog)  
Data presented is for City of Toronto Only. Source: TRREB.



courtesy of

sutton group - old mill realty inc. brokerage  
[independently owned + operated]  
[suttonoldmill.com](https://suttonoldmill.com) | 416.234.2424